



# Meta Camp

**BOOT CAMP. BASE CAMP. TRAINING CAMP.**

**MODULE 1**

**PARTICIPANT'S GUIDE**

*© Curtis Sergeant 2012  
May be used freely (not for profit)  
by written permission  
curtis.sergeant@metacamp.org*

<i>Page 4</i>	SCHEDULE
<i>Page 7</i>	2 DAY CONDENSED SCHEDULE & PREPARATION
<i>Page 9</i>	SPIRITUAL PREPARATION
<i>Page 11</i>	SECOND GROUPS
<i>Page 15</i>	RELATIONAL NETWORK STEWARDSHIP SHEET
<i>Page 20</i>	PERSONS OF PEACE
<i>Page 21</i>	YOUR STORY
<i>Page 23</i>	GOD'S STORY
<i>Page 24</i>	ONE VERSE EVANGELISM
<i>Page 25</i>	THE GOSPEL
<i>Page 26</i>	CPM PRINCIPLES
<i>Page 28</i>	REPRODUCTION RATE & MAWL
<i>Page 29</i>	FRACTALS
<i>Page 30</i>	WESLEY'S SELF-EXAMINATION QUIZ
<i>Page 31</i>	PRAYER WHEEL
<i>Page 33</i>	PRAYERWALKING
<i>Page 35</i>	A PRAYER OF CONFESSION
<i>Page 37</i>	CHAT GROUPS
<i>Page 40</i>	MODULE 1 RESOURCES
<i>Page 41</i>	COMMITMENTS
<i>Page 42</i>	COMMITMENT RESPONSE

# SCHEDULE

## MONDAY

- 1:00 CHECK IN & ORIENTATION
- 2:00 GOD'S STORY
- 3:00 TEACHING: *Being a Disciple Worth Reproducing*
- 4:00 RESPONSE TIME
- 5:30 INTRODUCTIONS
- 6:00 DINNER
- 7:00 FREE TIME: *Journal & Spiritual Exercise Time*

## TUESDAY

- 7:00 QUIET TIME
- 8:00 BREAKFAST
- 8:30 IAS GROUPS: *Mark 5:1-20*
- 11:00 RELATIONAL STEWARDSHIP
- 12:00 LUNCH
- 1:00 PERSON OF PEACE DISCUSSION
- 2:00 YOUR STORY: *Testimony writing advice & polishing*
- 2:30 PRACTICE: *Share your story 5 times using Relational Stewardship List.*
- 3:30 BREAK
- 4:00 GOD'S STORY: *Introduction to Sharing the Gospel*
- 4:30 PRACTICE: *Share the Gospel 5 times using Relational Stewardship List.*
- 5:30 DINNER
- 6:30 JOURNAL & APPLICATION TIME: *Journal & use Wesley's questions*

**WEDNESDAY**

7:00 QUIET TIME

8:00 BREAKFAST

8:30 IAS GROUPS: *Matthew 6:9-13*

10:15 PRAYER WHEEL

11:30 TEACHING: *Prayerwalking*

12:00 TRAVEL: *Leave for prayerwalking site with sack lunches to eat on the way.*

12:45 APPLICATION: *Practice prayerwalking in pairs & find people with whom to share the Gospel.*

2:15 TRAVEL: *Return to MetaCamp*

3:00 DEBRIEF

4:00 TEACHING: *CPM principles*

5:30 DINNER

6:30 JOURNAL & APPLICATION TIME: *Journal & Prayer of Confession.*

# SCHEDULE

## THURSDAY

7:00 QUIET TIME

8:00 BREAKFAST

8:30 IAS GROUPS: *Acts 2:42-47*

10:30 TEACHING: *CPM Principles Continued*

12:00 LUNCH

1:00 CHAT GROUPS

3:00 DEBRIEF & APPLICATION

- *Go over the list of 100 people and determine possible next steps.*
- *Determine accountability steps for a 3 month follow-up*
- *Give contact info & photocopy your plan.*

5:00 JOURNAL & APPLICATION TIME: *Journal & Application time from IAS Group*

6:00 DINNER & SHARING TIME

10:00 DISMISS

## FRIDAY

7:00 QUIET TIME

8:00 BREAKFAST

8:30 SUMMARY

10:00 ACCOUNTABILITY PLAN & METACAMP EVALUATION

10:30 WORSHIP & COMMISSIONING

12:00 LUNCH & DEPARTURE

### FRIDAY

- 6:30 *Prayer Wheel*
- 7:45 *I Am Second Introduction: Mark 5:1-20*
- 9:30 *Dismiss*

### SATURDAY (BRIEF)

- 8:00 *Greatest Blessing & Practice (5 Times in Pairs)*
- 9:30 *“Being a Disciple Worth Reproducing”*
- 10:15 *CHAT Groups*
- 12:00 *Lunch*
- 1:00 *Prayer Evangelism & Prayer-Walking*
- 2:30 *Self-Feeding*
- 3:00 *I Am Second Groups: Luke 10:1-11*
- 4:30 *Luke 10 Discussion*
- 5:00 *CPM Principles*
- 6:00 *Dinner*
- 6:30 *Process Relational Stewardship List & Goal Worksheet*
- 7:30 *Worship, Challenge, & Sharing*
- 8:00 *Dismissed*

## PREPARATION FOR TRAINING

### WORK TO BE DONE 1 WEEK BEFORE TRAINING:

*Week before training:* Read chapter 5-7 of Matthew at least ten times throughout the week.

*7 days before training:* Preview CHAT questions at one week before training.

*6 days before training:* Complete List of 100 and pick 5 people for practice.

*5 days before training:* Go through Spiritual Preparation document.

*4 days before training:* Write out testimony using the guide.

*3 days before training:* Go through Wesley’s Self Examination Quiz.

*2 days before training:* Learn to share the gospel.

*1 day before training:* Compose your own version of the Prayer of Confession.





*The gospel tells us that we are more wicked than we ever dared believe, but more loved and accepted than you ever dared hope - at the same time. In fact, if the gospel is true, the more you see your sin, the more certain you are that you were saved by sheer grace and more precious and electrifying that grace is to you. - Tim Keller*

### THE GENERAL EXAMINATION OF CONSCIENCE

1. I give thanks to God our Lord for the favors I have received from His hand.
2. I ask for grace to know my sins and to rid myself of them.
3. I demand an account of my soul over the period since I last did this exercise (thoughts, words, & deeds).
4. Ask for pardon from God our Lord for my faults. (Consider writing a prayer similar to the sample.)
5. Resolve to amend with the grace of God.

### THE CONVERSATION

(Note: Speak exactly as one friend speaks to another. Ask Him for a favor, blaming yourself for some misdeed. Make known your affairs to Him, and seeking advice in Him.)

Imagine Christ our Lord present before you and begin to speak with him, asking how it is that though He is the Creator, He has stooped to become man, and to pass from eternal life to death here in time, that thus He might die for our sins.

In His presence, reflect upon the following:

What have I done for Christ? What am I doing for Christ? What ought I to do for Christ?

### EXAMINATION OF THOUGHTS

I have victory over sinful thoughts when:

- A thought of committing a sin comes to mind, and I resist it at once, I have overcome it.
- If the same thought returns again and again, and I always resist it, it is conquered.

I am guilty of sinful thoughts when:

- the thought of sin comes to mind and for a short time I pay heed to it, or receive some sense of pleasure or am somewhat negligent in rejecting it.
- I consent to the evil thought with the intention of carrying it out.
- I actually carry out the evil thought.

## SPIRITUAL PREPARATION

### EXAMINATION OF WORDS

- Lying, ridicule, insults, or coarse or crude speech.
- Slander and gossip - I sin if I reveal a sin of someone else, unless the sin is publicly known or I reveal someone's hidden sin to another person with the intention that the person to whom I am talking is able to and will help the sinner to come out of their sin.

### EXAMINATION OF DEEDS

- You shall have no other gods before me.
- You shall not make for yourself a carved image, or any likeness of anything that is in heaven above, or that is in the earth beneath, or that is in the water under the earth. You shall not bow down to them or serve them, for I the Lord your God am a jealous God.
- You shall not take the name of the Lord your God in vain.
- Remember the Sabbath day, to keep it holy. Six days you shall labor, and do all your work, but the seventh day is a Sabbath to the Lord your God. On it you shall not do any work, you, or your son, or your daughter, your male servant, or your female servant, or your livestock, or the sojourner who is within your gates.
- Honor your father and your mother.
- You shall not murder.
- You shall not commit adultery.
- You shall not steal.
- You shall not bear false witness against your neighbor.
- You shall not covet your neighbor's house; you shall not covet your neighbor's wife, or his male servant, or his female servant, or his ox, or his donkey, or anything that is your neighbor's.

CLOSE WITH THE LORD'S PRAYER.

## SIMPLE MEETING FORMAT

### LOOK BACK (1/3 of your time)

**Care** Share a meal, a refreshment, a story from this week, or an answer to prayer. How has everyone's personal relationship with God been? If anyone is struggling, pray for him/her, and stay after to care for that person.

### **Check-up (Never skip)**

How have you **obeyed** what you have learned?  
Who have you **trained** in what you have learned?  
With whom have you **shared** your story or God's story?

**Vision (Never skip)** Share a story from the Bible, a personal story, an inspiring slogan or song to encourage one another to share Jesus with others, to start new groups, and to help others do the same. You can use one of the following Bible passages to get started: Matthew 28:18-20, Luke 10:1-11, Acts 1:8, Luke 19:1-10, Matthew 13:1-23.

### LOOK UP (1/3 of your time)

#### **Talk with God Simply and Briefly.**

**Read and Discuss.** Ask God to teach you this passage. Read this week's passage.

1. What did you like about this passage?
2. What did you find difficult about this passage?

Read this week's passage again.

3. What does this passage teach about people?
4. What does this passage teach about God?

### LOOK FORWARD (1/3 of your time)

**Obey. Train. Share.** (Never skip) Have everyone in the group pray for the Spirit to show them how to answer these questions, then make commitments. Write the commitments down.

5. How will you **obey** this passage?
6. Who will you **train** with this passage?
7. With whom will you **share** your story or the story of God?

**Practice (Never skip)** In groups of two or three, practice what you have committed to do in question 5, 6 or 7. For example, role-play a difficult conversation or facing a temptation; practice teaching today's passage, or practice sharing the Gospel.

**Talk With God** In groups of two or three, pray for every member individually. Ask God to prepare the hearts of the people who will be hearing about Jesus this week. Ask Him to give you the strength to be obedient to your commitments.

## HOPE SERIES (FOR SEEKERS)

Use the following passages for the "LOOK UP" portion of your group. Your group may need more than one meeting for some of the passages.

1. Hope for the sinner: Luke 18:9-14
2. Hope for the poor: Luke 12:13-34
3. Hope for the runaway: Luke 15:11-32
4. Hope for the lost: Luke 19:1-10
5. Hope for the grieving: John 11:1-44
6. Hope for the seeker: John 3:1-21

## SIGNS OF JOHN (FOR SEEKERS)

Use the following passages for the "LOOK UP" portion of your group. Your group may need more than one meeting for some of the passages.

1. Turning of water into wine: John 2:1-12
2. Healing of the royal official's son: John 4:46-54
3. Healing of the paralytic: John 5:1-17
4. Feeding of the five thousand: John 6:1-14
5. Walking on water: John 6:15-25
6. Healing of the man born blind: John 9:1-41
7. Raising Lazarus from the dead: John 11:1-46

## START TRACK: THE FIRST 8 MEETINGS

This is appropriate for people who are already Christians but have not been in this type of group before. The practice portion is guided and generic for these 8 sessions. Individualized practice is begun in subsequent meetings.

### 1. TELL YOUR STORY-

**LOOK UP:** Mark 5:1-20. Pay particular attention to verses 18-20.

**PRACTICE:** Practice telling your story- You will need to prepare your story and be prepared to share it with people when you tell them about Jesus. Here is how you can tell your story:

- *Talk about your life before following Jesus-* Describe your feelings (pain, loneliness), questions (what happens after death?), or struggles you had before following Jesus.
- *Talk about how you became a follower of Jesus-* Tell them about Jesus! The essential story of Jesus is: We have all offended God with our sins. We will die because of our sins. But we are saved from death when we put our faith in Jesus, who died for our sins, was buried, and raised from the dead.

## SECOND GROUPS

- *Talk about your life after following Jesus-* Tell them about how Jesus changed your life. Tell of the joy, peace, and forgiveness Jesus gave.
- *Invite a response-* Your story should ask for a response. End with a question that will help you discover the person's level of spiritual interest. Ask something like: "Would you like to know how you can be forgiven?" or "Would you like God to change your life?"
- *Keep it Brief (3 minutes or less)-* Your story should be short and interesting. Do not be boring and do not talk so long that the listener loses interest.
- *Practice telling your story with someone in your group.*
- *Choose 5 people to tell.* Pray. Ask God to show you which 5 people you know to whom He wants you to tell your story to this week.

### 2. TELL JESUS' STORY-

**LOOK UP:** 1 Corinthians 15:1-8, Romans 3:23, Romans 6:23

**PRACTICE:** Have everyone in your group practice telling Jesus' story using using the Evangecube or use another simple method.

*Tell your story and Jesus' story to 5 people this week. Do this every week.*

### 3. FOLLOW & FISH-

**LOOK UP:** Mark 1:16-20

**PRACTICE:** *Make a List-* Get a blank piece of paper and write the names of 100 people that you know (family, friends, neighbors, co-workers or school mates) who need to hear about Jesus.

*Tell your story and Jesus' story to 5 people this week. Do this every week.*

### 4. BAPTISM-

**LOOK UP:** Romans 6:3-4; Acts 8:26-40

**PRACTICE:** Find nearby water (bathtub, pool, river, lake) and baptize all new believers. Continue to immediately baptize people as they become believers. To learn more about baptism, see Acts 2:37-41, 8:5-13, 8:36-38, 9:10-19, 10:47-48, 16:13-15, 16:27-34, Acts 18:5-9 and 1 Corinthians 1:10-17, Acts 19:1-5, Acts 22:14-17.

*Tell your story and Jesus' story to 5 people this week. Do this every week.*

### 5. THE BIBLE-

**LOOK UP:** 2 Timothy 3:14-16

**PRACTICE:** Memorize and recite the 7 Bible study questions (questions 1-7 in the Simple Meeting Format).

*Tell your story and Jesus' story to 5 people this week. Do this every week.*

### 6. TALK WITH GOD-

**LOOK UP:** Matthew 6:9-13

**PRACTICE:** Use your hand to learn how to talk with God. As a group pray through Jesus' prayer in Matthew 6:9-13 using your hand as a guide.

**1. Palm = Relationship.** As the palm is the foundation for our fingers and thumb, time alone with God is the foundation for our personal relationship with him. "*Our Father in heaven...*" (Matthew 6:9)

**2. Thumb = Worship.** Our thumb reminds us that we must worship God before we ask for anything. "*...may your name be holy.*" (Matthew 6:9)

**3. First Finger = Surrender.** Next we surrender our lives, plans, family, finances, work, future, everything. "*May your kingdom come, your will be done...*" (Matthew 6:10)

**4. Middle Finger = Ask.** Then we ask God to meet our needs. "*Give us this day our daily bread.*" (Matthew 6:11)

**5. Fourth Finger = Forgive.** Now we ask God to forgive our sins, and we must forgive others. "*Forgive us as we forgive others.*" (Matthew 6:12)

**6. Little Finger= Protect.** Then we ask protection. "*Let us not yield to temptation, but deliver us from the evil one.*" (Matthew 6:13)

**7. Thumb (Again) = Worship.** And we end just as we began – we worship Almighty God – "*Yours is the kingdom and the power and the glory forever. Amen.*" (Matthew 6:13).

*Tell your story and Jesus' story to 5 people this week. Do this every week.*

## 7. HARD TIMES-

LOOK UP: Acts 5:17-42; Matthew 5:43-44

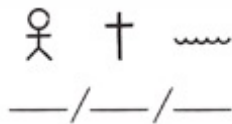
PRACTICE: Share with the group about a difficulty you have faced because of your new faith; consider difficulties you may face; role play how you will respond – with boldness and love – as Jesus teaches. Pray as needs come up. Pray for each person after they share.

*Tell your story and Jesus' story to 5 people this week. Do this every week.*

## 8. BECOME A CHURCH-

LOOK UP: Acts 2:42-47, 1 Corinthians 11:23-34

PRACTICE: Discuss what your group needs to do to become like the church described in the passages. As a group, on a blank paper, draw a dotted line circle representing your own group. Above it, list 3 numbers: the number regularly attending (stick figure), the number believing in Jesus (cross) and the number baptized after believing (water).



If your group has committed to be a church, make the dotted line circle solid. If you regularly practice each of the following elements then draw a picture of the elements inside your circle. If you do not do the element or you wait for an outsider to come do it, then draw the element outside the circle.



1. Commitment to be a church: solid line instead of dotted line.
2. Baptism- water
3. Bible- book
4. Commemorate Jesus w/ bread and water- cup
5. Fellowship- heart
6. Giving and ministry- money sign
7. Prayer- praying hands
8. Praise- raised hands
9. Telling people about Jesus- friend holding hands with a friend he led to faith
10. Leaders- two smiling faces

What is your group missing that would help make it a healthy church?

*Tell your story and Jesus' story to 5 people this week. Do this every week.*

## WHERE NEXT?

Go through the **Simple Second Discover Track** or **Simple Second Strengthen Track** or select a book of the Bible like John or Mark (choose only one story per meeting).

## DISCOVER SERIES

### (FOR GROUPS THAT NEED BIBLE BACKGROUND & FAMILIARITY)

Use the following passages for the "LOOK UP" portion of your group. Your group may need more than one meeting for some of the passages.

#### Discover God- who is God and what He is like

1. Creation- Genesis 1
2. Creation of People- Genesis 2
3. Disobedience of People- Genesis 3
4. Noah and the Flood- Genesis 6:5-8:14
5. God's Promise with Noah- Genesis 8:15-9:17
6. God Speaks to Abraham- Genesis 12:1-7; 15:1-6
7. David becomes King of Abraham's Descendants- 1 Samuel 16:1-13; 2 Samuel 7:1-28
8. King David and Bathsheba- 2 Samuel 11: 1-27
9. Nathan's Story- 2 Samuel 12:1-25
10. God Promises Savior will come- Isaiah 53

#### Discover Jesus- who is Jesus and why He came

1. Savior born- Matthew 1:18-25
2. Jesus' Baptism- Matthew 3:7-9, 13-15
3. Crazy Man Healed- Mark 5:1-20
4. Jesus never Loses Sheep- John 10:1-30
5. Jesus Heals the Blind- Luke 18:31-42
6. Jesus and Zaccheus- Luke 19:1-9
7. Jesus and Matthew- Matthew 9:9-13
8. Jesus is the Only Way- John 14:1-15
9. Holy Spirit Coming- John 16:5-15
10. Last Dinner- Luke 22:14-20
11. Arrest and Trial- Luke 22:47-53; 23:13-24
12. Execution- Luke 23:33-56
13. Jesus is Alive- Luke 24:1-7, 36-47; Acts 1:1-11
14. Believing and Doing- Philippians 3:3-9

## SECOND GROUPS

### STRENGTHEN SERIES

#### (FOR NEW BELIEVERS OR GROUPS THAT NEED DISCIPLINE FOCUS)

**Jesus Says- learn to obey the 7 basic commands of Jesus.** Keep sharing Jesus with people on your list.

- 1.1 Learn and do- John 14:15-21
- 1.2 Repent. Believe. Follow. Mark 1:14-17, Ephesians 2:1-10
- 1.3 Be baptized- Matthew 28:19, Acts 8:26-38
- 1.4 Love God. Love People- Luke 10:25-37

**Jesus Also Says- learn to obey the 7 basic commands of Jesus.** Keep sharing Jesus with people on your list.

- 2.1 Talk with God- Matthew 6:9-13. Learn and practice Jesus' model prayer
- 2.2 Remember and Commemorate Jesus- Luke 22:14-20, 1 Corinthians 11:23-32
- 2.3 Give- Acts 4:32-37
- 2.4 Pass it on- Matthew 28:18-20

**Follow as I follow- Make disciples. Pass on to others what you have learned. Teach these people to pass it on too.**

- 3.1 Find a Disciple- 2 Timothy 1:1-14
- 3.2 Pass it on- 2 Timothy 2:1-4, 14-16
- 3.3 Teach them to teach others- 2 Timothy 3:1-17
- 3.4 Hard times- 2 Timothy 4:1-22

**Multiply your Second Group- Gather your disciples into new groups.**

- 4.1 Get Started and make a plan- Luke 10:1-11. Listen to Jesus' instructions as you start a new group.
- 4.2 Gather Together- Acts 2:14-47
- 4.3 Person of Peace- Mark 5:1-20, 6:53-56. Look for people willing to share their story about Jesus. Start a group with that person & their friends & family.
- 4.4 Who is ready - Matthew 13:1-9, 18-23

**Lead- learn how to lead an I am Second group.**

- 5.1 Model (lead like this)- John 13:1-17
- 5.2 Model (don't lead like this)- 3 John 5-14
- 5.3 Assist- Mark 4:35-41
- 5.4 Watch- Luke 10:1-11, 17, 20
- 5.5 Leave- Matthew 25:14-30

**Go: local- learn how to reach your local community.**

- 6.1 Go: local- Acts 1:1-8
- 6.2 Help the poor. Share the good news- Luke 7:11-23
- 6.3 Go where God sends- Acts 10:9-48
- 6.4 Go with a plan- Acts 13:1-3, 32-33, 38-39; 14:21-23, 26-27

**Go: global- learn how to reach the ends of the earth.**

- 7.1 Go: global- Acts 1:1-8, Matthew 28:19-20
- 7.2 Go where God sends- Acts 8:26-38
- 7.3 God loves every people group- John 4:4-30, 39-41
- 7.4 Go with a plan- Acts 13:1-3, 32-33, 38-39; 14:21-23, 26-27

**Remember the basics. Learn what to do when you meet.**

- 8.1 Jesus is First- Philippians 2:1-11
- 8.2 Talk with God- Matthew 6:9-13
- 8.3 Community- Hebrews 10:23-25
- 8.4 The Bible- 2 Timothy 3:10-17

**Commit- learn to stay strong and keep following Jesus.**

- 9.1 Disobedience- Jonah 1
- 9.2 Commit- Jonah 2
- 9.3 Obey- Jonah 3
- 9.4 Obey all the way- Jonah 4
- 9.5 Use it or Lose it- Matthew 25:14-30

### WHERE NEXT?

Choose your own Bible passages and keep meeting. Use the same questions and group meeting format. Don't stop meeting.

### SIMPLE SECOND PRINCIPLES

#### SMALL.

Keep groups small. Start groups around circles of relationships, people who already know each other. Meet where these people already gather like in a home, café or under a tree. With a larger group, divide into sub-groups of 3, 4 or 5 people.

#### EVERYONE LEARNS TO GROW ON THEIR OWN.

In the group, everyone learns to grow by doing the following on their own: 1. tell others about Jesus, 2. learn from the Bible, 3. talk with God, 4. help and encourage other believers, and 5. boldly face persecution and hard times.

#### CONSIDER EVERYONE A POTENTIAL TRAINER.

View everyone as a potential trainer, both before and after they trust Jesus. Leaders are usually unpaid and without formal schooling.

#### OBEY & TRAIN.

The groups are obedience based, not just knowledge focused. Follow Jesus by learning and obeying the Bible through the guidance of the Holy Spirit. Make practical and specific commitments each meeting and review them the next time you meet. Become fishers of men by training others how to learn and obey as well. This creates an environment in which loving Jesus means obeying Jesus.

#### NEW GROUPS THROUGH MENTORING & MULTIPLICATION.

Focus on starting new groups rather than big groups. Meet with new leaders as they start new groups. Train them to do the same for others. Keep everyone connected for ongoing training and accountability.

#### DISCUSS & DISCOVER.

Focus on the Bible. Trust the Holy Spirit to help each person discover the meaning of Scripture. Lead through asking questions rather than preaching. Try to make sure everyone participates.

# RELATIONAL NETWORK STEWARDSHIP WORKSHEET

List all your friends, coworkers, neighbors and relatives you relate to. Use multiple sheets.

In the “date” section, write down when you plan to invite your friend to take the next step in their spiritual journey.

For unbelievers or unknown status, share the gospel and your testimony or invite them to be part of a CHAT group or a Hope Second group. If you find they are a believer or they become a believer then challenge them to start a Second group and offer to coach them.

For believers, challenge them to start a Second group and offer to coach them. Encourage them to start a CHAT group as well. Have them fill out a Relational Network Stewardship worksheet and follow up with those listed on it.

Name	Date	Believer	Unknown	Unbeliever
1. _____	_____	<input type="checkbox"/>	<input type="checkbox"/>	<input type="checkbox"/>
2. _____	_____	<input type="checkbox"/>	<input type="checkbox"/>	<input type="checkbox"/>
3. _____	_____	<input type="checkbox"/>	<input type="checkbox"/>	<input type="checkbox"/>
4. _____	_____	<input type="checkbox"/>	<input type="checkbox"/>	<input type="checkbox"/>
5. _____	_____	<input type="checkbox"/>	<input type="checkbox"/>	<input type="checkbox"/>
6. _____	_____	<input type="checkbox"/>	<input type="checkbox"/>	<input type="checkbox"/>
7. _____	_____	<input type="checkbox"/>	<input type="checkbox"/>	<input type="checkbox"/>
8. _____	_____	<input type="checkbox"/>	<input type="checkbox"/>	<input type="checkbox"/>
9. _____	_____	<input type="checkbox"/>	<input type="checkbox"/>	<input type="checkbox"/>
10. _____	_____	<input type="checkbox"/>	<input type="checkbox"/>	<input type="checkbox"/>
11. _____	_____	<input type="checkbox"/>	<input type="checkbox"/>	<input type="checkbox"/>
12. _____	_____	<input type="checkbox"/>	<input type="checkbox"/>	<input type="checkbox"/>
13. _____	_____	<input type="checkbox"/>	<input type="checkbox"/>	<input type="checkbox"/>
14. _____	_____	<input type="checkbox"/>	<input type="checkbox"/>	<input type="checkbox"/>
15. _____	_____	<input type="checkbox"/>	<input type="checkbox"/>	<input type="checkbox"/>
16. _____	_____	<input type="checkbox"/>	<input type="checkbox"/>	<input type="checkbox"/>



# RELATIONAL NETWORK STEWARDSHIP WORKSHEET

Name	Date	Believer	Unknown	Unbeliever
17. _____	_____	<input type="checkbox"/>	<input type="checkbox"/>	<input type="checkbox"/>
18. _____	_____	<input type="checkbox"/>	<input type="checkbox"/>	<input type="checkbox"/>
19. _____	_____	<input type="checkbox"/>	<input type="checkbox"/>	<input type="checkbox"/>
20. _____	_____	<input type="checkbox"/>	<input type="checkbox"/>	<input type="checkbox"/>
21. _____	_____	<input type="checkbox"/>	<input type="checkbox"/>	<input type="checkbox"/>
22. _____	_____	<input type="checkbox"/>	<input type="checkbox"/>	<input type="checkbox"/>
23. _____	_____	<input type="checkbox"/>	<input type="checkbox"/>	<input type="checkbox"/>
24. _____	_____	<input type="checkbox"/>	<input type="checkbox"/>	<input type="checkbox"/>
25. _____	_____	<input type="checkbox"/>	<input type="checkbox"/>	<input type="checkbox"/>
26. _____	_____	<input type="checkbox"/>	<input type="checkbox"/>	<input type="checkbox"/>
27. _____	_____	<input type="checkbox"/>	<input type="checkbox"/>	<input type="checkbox"/>
28. _____	_____	<input type="checkbox"/>	<input type="checkbox"/>	<input type="checkbox"/>
29. _____	_____	<input type="checkbox"/>	<input type="checkbox"/>	<input type="checkbox"/>
30. _____	_____	<input type="checkbox"/>	<input type="checkbox"/>	<input type="checkbox"/>
31. _____	_____	<input type="checkbox"/>	<input type="checkbox"/>	<input type="checkbox"/>
32. _____	_____	<input type="checkbox"/>	<input type="checkbox"/>	<input type="checkbox"/>
33. _____	_____	<input type="checkbox"/>	<input type="checkbox"/>	<input type="checkbox"/>
34. _____	_____	<input type="checkbox"/>	<input type="checkbox"/>	<input type="checkbox"/>
35. _____	_____	<input type="checkbox"/>	<input type="checkbox"/>	<input type="checkbox"/>
36. _____	_____	<input type="checkbox"/>	<input type="checkbox"/>	<input type="checkbox"/>
37. _____	_____	<input type="checkbox"/>	<input type="checkbox"/>	<input type="checkbox"/>
38. _____	_____	<input type="checkbox"/>	<input type="checkbox"/>	<input type="checkbox"/>



# RELATIONAL NETWORK STEWARDSHIP WORKSHEET

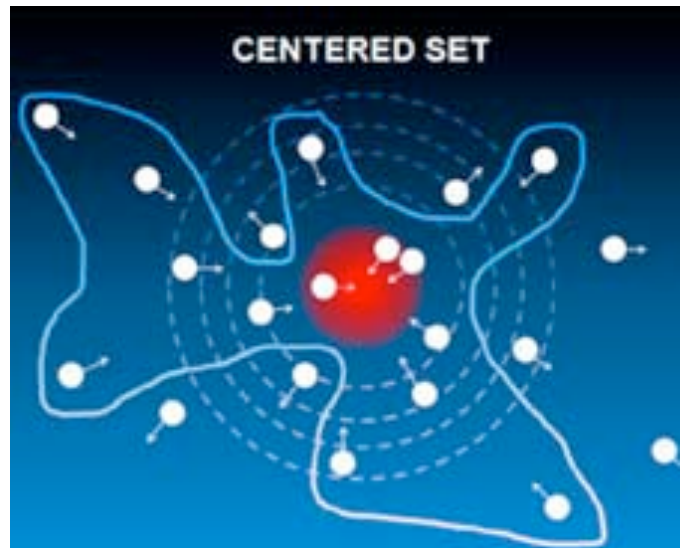
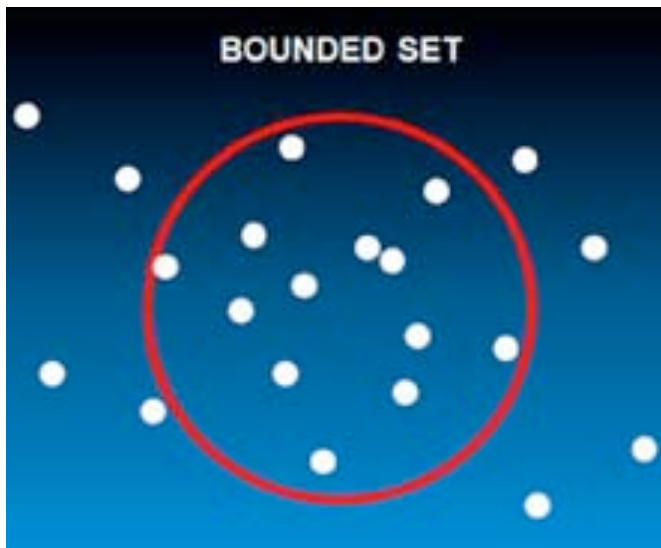
Name	Date	Believer	Unknown	Unbeliever
39. _____	_____	<input type="checkbox"/>	<input type="checkbox"/>	<input type="checkbox"/>
40. _____	_____	<input type="checkbox"/>	<input type="checkbox"/>	<input type="checkbox"/>
41. _____	_____	<input type="checkbox"/>	<input type="checkbox"/>	<input type="checkbox"/>
42. _____	_____	<input type="checkbox"/>	<input type="checkbox"/>	<input type="checkbox"/>
43. _____	_____	<input type="checkbox"/>	<input type="checkbox"/>	<input type="checkbox"/>
44. _____	_____	<input type="checkbox"/>	<input type="checkbox"/>	<input type="checkbox"/>
45. _____	_____	<input type="checkbox"/>	<input type="checkbox"/>	<input type="checkbox"/>
46. _____	_____	<input type="checkbox"/>	<input type="checkbox"/>	<input type="checkbox"/>
47. _____	_____	<input type="checkbox"/>	<input type="checkbox"/>	<input type="checkbox"/>
48. _____	_____	<input type="checkbox"/>	<input type="checkbox"/>	<input type="checkbox"/>
49. _____	_____	<input type="checkbox"/>	<input type="checkbox"/>	<input type="checkbox"/>
50. _____	_____	<input type="checkbox"/>	<input type="checkbox"/>	<input type="checkbox"/>
51. _____	_____	<input type="checkbox"/>	<input type="checkbox"/>	<input type="checkbox"/>
52. _____	_____	<input type="checkbox"/>	<input type="checkbox"/>	<input type="checkbox"/>
53. _____	_____	<input type="checkbox"/>	<input type="checkbox"/>	<input type="checkbox"/>
54. _____	_____	<input type="checkbox"/>	<input type="checkbox"/>	<input type="checkbox"/>
55. _____	_____	<input type="checkbox"/>	<input type="checkbox"/>	<input type="checkbox"/>
56. _____	_____	<input type="checkbox"/>	<input type="checkbox"/>	<input type="checkbox"/>
57. _____	_____	<input type="checkbox"/>	<input type="checkbox"/>	<input type="checkbox"/>
58. _____	_____	<input type="checkbox"/>	<input type="checkbox"/>	<input type="checkbox"/>
59. _____	_____	<input type="checkbox"/>	<input type="checkbox"/>	<input type="checkbox"/>
60. _____	_____	<input type="checkbox"/>	<input type="checkbox"/>	<input type="checkbox"/>

# RELATIONAL NETWORK STEWARDSHIP WORKSHEET

Name	Date	Believer	Unknown	Unbeliever
61. _____	_____	<input type="checkbox"/>	<input type="checkbox"/>	<input type="checkbox"/>
62. _____	_____	<input type="checkbox"/>	<input type="checkbox"/>	<input type="checkbox"/>
63. _____	_____	<input type="checkbox"/>	<input type="checkbox"/>	<input type="checkbox"/>
64. _____	_____	<input type="checkbox"/>	<input type="checkbox"/>	<input type="checkbox"/>
65. _____	_____	<input type="checkbox"/>	<input type="checkbox"/>	<input type="checkbox"/>
66. _____	_____	<input type="checkbox"/>	<input type="checkbox"/>	<input type="checkbox"/>
67. _____	_____	<input type="checkbox"/>	<input type="checkbox"/>	<input type="checkbox"/>
68. _____	_____	<input type="checkbox"/>	<input type="checkbox"/>	<input type="checkbox"/>
69. _____	_____	<input type="checkbox"/>	<input type="checkbox"/>	<input type="checkbox"/>
70. _____	_____	<input type="checkbox"/>	<input type="checkbox"/>	<input type="checkbox"/>
71. _____	_____	<input type="checkbox"/>	<input type="checkbox"/>	<input type="checkbox"/>
72. _____	_____	<input type="checkbox"/>	<input type="checkbox"/>	<input type="checkbox"/>
73. _____	_____	<input type="checkbox"/>	<input type="checkbox"/>	<input type="checkbox"/>
74. _____	_____	<input type="checkbox"/>	<input type="checkbox"/>	<input type="checkbox"/>
75. _____	_____	<input type="checkbox"/>	<input type="checkbox"/>	<input type="checkbox"/>
76. _____	_____	<input type="checkbox"/>	<input type="checkbox"/>	<input type="checkbox"/>
77. _____	_____	<input type="checkbox"/>	<input type="checkbox"/>	<input type="checkbox"/>
78. _____	_____	<input type="checkbox"/>	<input type="checkbox"/>	<input type="checkbox"/>
79. _____	_____	<input type="checkbox"/>	<input type="checkbox"/>	<input type="checkbox"/>
80. _____	_____	<input type="checkbox"/>	<input type="checkbox"/>	<input type="checkbox"/>
81. _____	_____	<input type="checkbox"/>	<input type="checkbox"/>	<input type="checkbox"/>
82. _____	_____	<input type="checkbox"/>	<input type="checkbox"/>	<input type="checkbox"/>
83. _____	_____	<input type="checkbox"/>	<input type="checkbox"/>	<input type="checkbox"/>
84. _____	_____	<input type="checkbox"/>	<input type="checkbox"/>	<input type="checkbox"/>
85. _____	_____	<input type="checkbox"/>	<input type="checkbox"/>	<input type="checkbox"/>

# RELATIONAL NETWORK STEWARDSHIP WORKSHEET

Name	Date	Believer	Unknown	Unbeliever
86. _____	_____	<input type="checkbox"/>	<input type="checkbox"/>	<input type="checkbox"/>
87. _____	_____	<input type="checkbox"/>	<input type="checkbox"/>	<input type="checkbox"/>
88. _____	_____	<input type="checkbox"/>	<input type="checkbox"/>	<input type="checkbox"/>
89. _____	_____	<input type="checkbox"/>	<input type="checkbox"/>	<input type="checkbox"/>
90. _____	_____	<input type="checkbox"/>	<input type="checkbox"/>	<input type="checkbox"/>
91. _____	_____	<input type="checkbox"/>	<input type="checkbox"/>	<input type="checkbox"/>
92. _____	_____	<input type="checkbox"/>	<input type="checkbox"/>	<input type="checkbox"/>
93. _____	_____	<input type="checkbox"/>	<input type="checkbox"/>	<input type="checkbox"/>
94. _____	_____	<input type="checkbox"/>	<input type="checkbox"/>	<input type="checkbox"/>
95. _____	_____	<input type="checkbox"/>	<input type="checkbox"/>	<input type="checkbox"/>
96. _____	_____	<input type="checkbox"/>	<input type="checkbox"/>	<input type="checkbox"/>
97. _____	_____	<input type="checkbox"/>	<input type="checkbox"/>	<input type="checkbox"/>
98. _____	_____	<input type="checkbox"/>	<input type="checkbox"/>	<input type="checkbox"/>
99. _____	_____	<input type="checkbox"/>	<input type="checkbox"/>	<input type="checkbox"/>
100. _____	_____	<input type="checkbox"/>	<input type="checkbox"/>	<input type="checkbox"/>



## PERSONS OF PEACE

### SEARCH THE SCRIPTURES

Read Luke 10:1-11 and Matthew 10:5-14. List the characteristics of the Man of Peace – with verse references. List the actions of the one sent by Jesus – with verse references.

#### Characteristics of the Person of Peace:

##### LUKE 10:

- V. 5- opens his door to you
- V. 6- receives your blessing and shows interest
- V. 7- opens his house to you/hospitable
- V. 7- offers to sustain you in some way
- V. 4- does not waste time

##### MATTHEW 10:

- V. 13- he is worthy
- V. 13- has influence in his home
- V. 14- receives you
- V. 14- hears your words

#### What the sent one does:

##### LUKE 10:

- V. 1- goes two by two
- V. 2- prays for laborers
- V. 3- goes with danger all around
- V. 4- leaves behind bags
- V. 5- gives greeting
- V. 6- if favorable response, give blessing
- V. 7- fellowship with them
- V. 9- ask God for healing where needed
- V. 9- minister to them
- V. 9- proclaim the words of the Kingdom
- V. 10- If no response, announce protest, then leave

##### MATTHEW 10:

- V. 5-6- goes where God sends
- V. 11- inquire/search/identify
- V. 11- spend time with the candidate
- V. 12- give greeting
- V. 13- gives blessing
- V. 14- proclaim words of the Kingdom
- V. 14- If you are not received then leave

#### SUMMARY

1. Pray for laborers.
2. Go where God sends you.
3. Enter a place or area proclaiming the Kingdom.
4. Do not waste time.
5. Inquire with discernment.
6. Visit the Person of Peace candidate & engage him and family if possible.
7. Give greetings & ask spiritual interest questions.
8. If there is a favorable response—give blessing & ask evangelistic questions.
9. Spend time with the candidate & their family.
10. Fellowship with them & discern.
11. Minister to them.
12. Always be bold & truthful.
13. If there is no response, announce protest, & then leave.

} Proclaim Kingdom Words & the Gospel.

#### FILTERS FOR THE PERSON OF PEACE:

1. Welcoming
2. Hungry for Spiritual Things
3. Opens their family/group/community to spiritual things

#### PRACTICAL FILTERS:

1. They are open when you make spiritual statements.
2. They respond with spiritual statements.
3. They ask questions of you (not just tell you their opinion – but want to know yours).
4. They respond to your invitation to open their “oikos” (Greek word for “household”) to directly learn from God’s Word.

## SHARING YOUR FAITH

This can be a before-and-after format if your story features a dramatic turn-around, or simply an account of what difference it makes in your life to be a child of God. The latter format is appropriate for anyone.

There are many ways to bring up spiritual matters in everyday conversation. Some very direct ways include asking questions such as, “Do you ever think about spiritual things?” or “What is the most important thing in the world to you?” or “Can I share with you the most important discovery of my life?” Once you have turned the conversation to spiritual things you can usually find a way to naturally share an account of how you came to follow the Lord.

Many people in the Bible shared their personal testimonies. Some examples are the Gerasene demoniac (Mark 5:18-20), the Samaritan woman (John 4:28-30, 39), Peter and John (Acts 4:18-21) and Paul (Acts 9:1-22; 22:3-16; 26:9-18). You should read these passages to get some ideas about how to share your faith in this way.

Here is a sample testimony from a friend of mine:

*Hi my name is \_\_\_\_\_, I'm from \_\_\_\_\_. I can still remember the pain in my heart when my wife and I learned that our baby girl due to be born in three weeks had died. It's times like this when a person finds out if their faith has been placed in something real. I was born and raised by parents who loved Jesus and at a very young age I placed my life in His hands. As I grew up I never questioned my faith but I was often in situations when I found that Jesus did exactly what He promised. Rather than destroying my faith in Jesus the death of my daughter showed me the depth of God's compassion and comfort. What I had learned in my Bible set me free from depression, despair and bitterness. I knew that I could trust God with everything.*

*Through out my life I have been blessed to help other people learn about Jesus. When someone decides to turn from believing in themselves and doing what they believe to be right to following Jesus, doing what He has commanded and trusting Jesus for their whole life I've seen the Kingdom of God come. I've seen families that were filled with anger transformed by Jesus to families filled with love. I've seen people who wanted to kill themselves transformed by Jesus into people who are filled with concern for others. I've seen people who only cared about getting rich for themselves changed by Jesus into people who find the greatest joy in loving others. Witnessing God heal people's lives and fill them with joy and purpose is my greatest joy joys.*

*God continues be at work in my life. I am continually amazed at God's love, faithfulness, wisdom, power and care for me. I wonder if after hearing some of my story if you have any questions about God and your life.*



**SHARING THE BASICS OF THE GOSPEL**

This can be done many different ways. There is one example below which uses verses from Romans. Consider spending an extended period of time in giving the story of the early chapters of Genesis in order to give sufficient background to understand the gospel. Consider using a basic sketch such as the one below as well.

Use your Bible if possible and allow the person to whom you are witnessing to read it for themselves if they can. Have them explain each verse in their own words and make sure they understand each verse before proceeding to the next one.

**1. Romans 1:18-20, 28-32- God's identity and role**

Who is God?  
What angers God?

**2. Romans 3:23- Man's need for salvation.**

What is man's spiritual problem?  
Who has sinned?  
What is sin?

**3. Romans 6:23- The results of sin.**

What is the wage/penalty for sin?  
Who will receive this wage/penalty?  
What is God's plan for man's salvation?

**4. Romans 5:6-10- Christ died to pay the penalty for sin and rose again to give new life.**

When did God love us?  
How did He pay for our sin?  
How did he save us and give us new life?

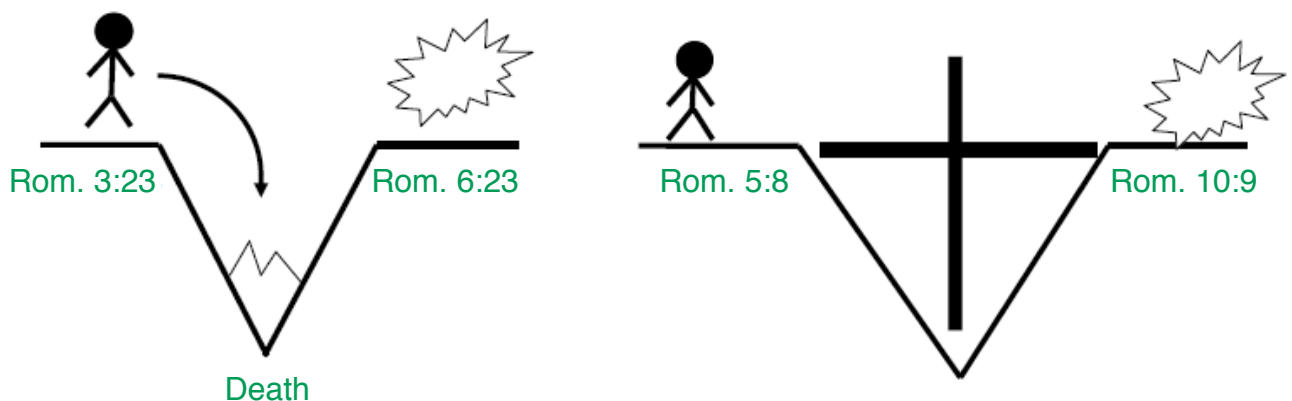
**5. Romans 10:9-10- How can a person receive this salvation God offers?**

What two things must a person do to be saved?  
What does it mean to believe?  
What does it mean to call Jesus your Lord?

**6. Ask them if they would like to become a follower of Jesus. Pray with them to accept the gift of life and commit their new life to God.**

**7. Rom. 10:13- Assurance of salvation.**

What does this verse promise?  
What did you just do?  
What did God do for you?



# ONE VERSE EVANGELISM

Here's a brief look at how it works. Let's say God's leading you to share the Gospel with your neighbor. Write out Romans 6:23 on a piece of paper or a napkin: "For the wages of sin is death, but the gift of God is eternal life in Christ Jesus our Lord" (NIV). Then put your Bible away. Ask your neighbor if he would like to see a simple picture based on this verse that will explain God's relationship with people.

## WAGES

Circle this word and ask, "How would you feel if your boss refused to pay you the wages that were due to you?" Deep down, we all know that it is only right that we get what we deserve. Similarly, we earn wages from God for how we have lived our lives.

## SIN

Draw a circle around "sin," asking your friend what he thinks when he hears this word. You might explain that sin is more an attitude than an action. It can be either actively fighting God or merely excluding Him from our lives. You can ask, "Has God ever seemed far away?" If he says "Yes," add that that's one of the things sin does-it makes God seem far away. Now draw two opposing cliffs with a gap in between.

## DEATH

Circle this word and ask what thoughts come to mind. Explain that death in the Bible always includes the idea of some kind of separation.

## BUT

While circling this word, mention that it is important because it means that a sharp contrast in thought is coming. What we have just looked at is bad news; what follows is good news.

## GIFT

Draw a circle around this word. Ask, "If wages are what a person earns, then what is a gift?" Remind your friend that *someone* must purchase the gift.

## OF GOD

Circle this and explain that the gift you are talking about is free. It is from God Himself. It's so special that no one else can give it. Ask, "How do you feel when someone gives you a special gift?"

## ETERNAL LIFE

Circle these two words next, and then ask, "How would you define these words?" Contrast one side of the cliff, death, with the other side, eternal life. Ask, "What is the opposite of separation from God?"

## CHRIST JESUS

Draw these words so they create a bridge between the two cliffs. Help your friend to consider that every gift has a giver, and only Jesus Christ can give the gift of eternal life.

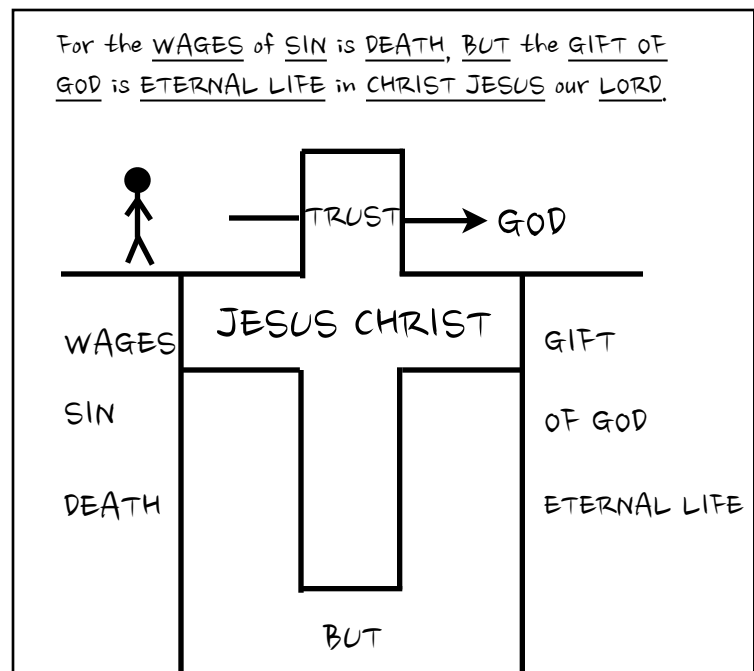
## LORD

Circle this word and explain that recognizing Jesus as Lord means owning him as your King. This free gift of eternal life is like the free gift of a wedding ring. It implies an ongoing relationship.

## TRUST

Write this word over the bridge you just drew. Explain that friends trust each other, and tell your friend that Jesus wants a trusting friendship with him. All he has to do is admit that he is responsible for the "sin" of either fighting or excluding God from his life. That is what trust means-trusting that Jesus wants to forgive us for rejecting Him from our lives. At this point, you can ask him if he wants to start a relationship with God that will last forever. If he says "Yes," invite him to pray a short prayer in his own words, asking Jesus to forgive him.

Close by reminding them that this simple illustration shows what God is like: Someone who really cares about people, including them. Invite them to read all about it in the Bible, perhaps beginning in the gospel of John.







In the beginning, God created a perfect world. He made man a part of His family. Man rebelled against God and brought sin and suffering into the world. This meant that man was separated from God's family.



God sent His son Jesus into the world to bring man back into relationship with Himself. Jesus lived a perfect life. He taught the people about God. He performed miraculous acts and healed many people to demonstrate God's love and power.



Despite the fact that Jesus lived a perfect life and therefore did not have to die, He chose to die on a cross as payment for our sins.



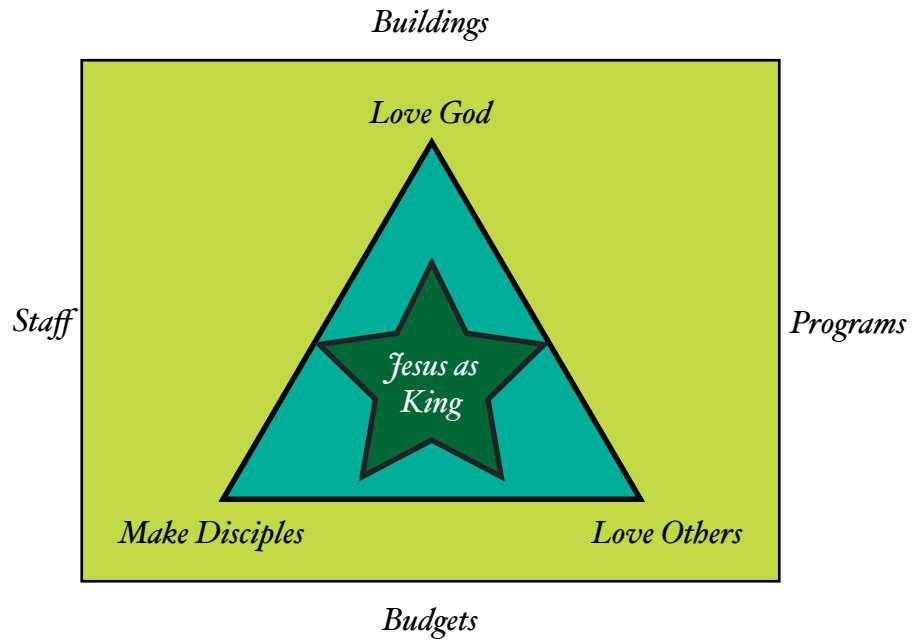
He was buried in a tomb. God saw Jesus' sacrifice for sins and accepted it. He demonstrated this by raising Him from the dead on the third day. So if we recognize Jesus as Lord (God) and that He died for our sins, repent of our sins and ask for His salvation then we are accepted back into God's family and He gives us His Holy Spirit to live in us.



Jesus stayed on earth for forty days after being raised from the dead. He taught His followers that through the power of the Holy Spirit they were to bring people from all over the world to be His followers as well, joining the family of God. Then He was taken up into heaven while His followers watched.



In the future He will return to punish His enemies, all those who do not follow Him, and to reign with His family forever.



Every disciple a disciple-maker, every home a training center, every simple church a missions organization

Duckling discipleship

Dual Accountability

Spiritual Economy

Self-feeding:

❖ Word

❖ Prayer

❖ Body life

❖ Persecution & suffering

Eyes to see where the Kingdom isn't

Pace

Training Cycle

Part of two churches at a time

## REPRODUCTION RATE & MAWL

Reproduction Rate in Months								
Years	60	36	24	18	12	9	6	4
1	1	1	1	1	2	2	4	8
3	1	2	2	4	8	16	64	512
5	2	2	4	8	32	64	1,024	32,768
10	4	8	32	64	1,024	8,192	1 million	1 billion
15	8	32	128	1,024	32,768	1 million	1 billion	-----
20	16	64	1,024	8,192	1 million	67 million	-----	-----
30	64	1,024	32,768	1 million	1 billion	-----	-----	-----

### MAWL


1ST GENERATION      M      A      W      L

2ND GENERATION              M      A      W      L

3RD GENERATION                      M      A      W      L

4TH GENERATION                              M      A      W      L

.....

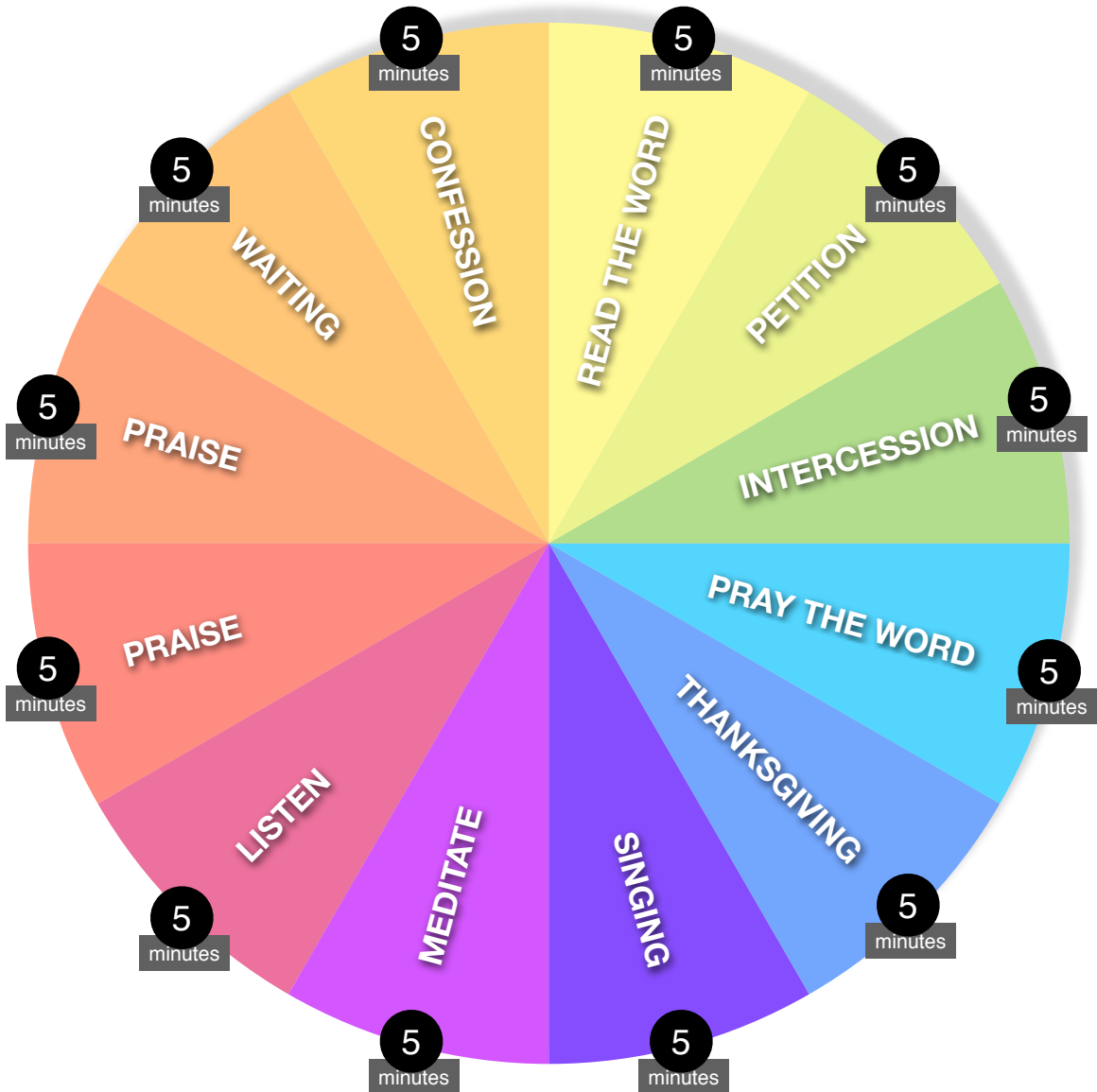


## WESLEY'S SELF-EXAMINATION QUIZ

Here is one set of questions similar to what John Wesley gave to members of his groups more than 200 years ago. The questions have their origin in the spiritual accountability group started by Wesley when he was a student at Oxford — a group that detractors called "The Holy Club."

1. *Am I creating the impression that I am better than I really am? In other words, am I a hypocrite?*
2. *Do I confidentially pass on to others what has been said to me in confidence?*
3. *Can I be trusted?*
4. *Am I a slave to dress, friends, work or habits?*
5. *Am I self-conscious, self-pitying, or self-justifying?*
6. *Did the Bible live in me today?*
7. *Do I give the Bible time to speak to me every day?*
8. *Am I enjoying prayer?*
9. *When did I last speak to someone else of my faith?*
10. *Do I pray about the money I spend?*
11. *Do I get to bed on time and get up on time?*
12. *Do I disobey God in anything?*
13. *Do I insist upon doing something about which my conscience is uneasy?*
14. *Am I defeated in any part of my life?*
15. *Am I jealous, impure, critical, irritable, touchy or distrustful?*
16. *How do I spend my spare time?*
17. *Am I proud?*
18. *Do I thank God that I am not as other people, especially as the Pharisees who despised the tax collector?*
19. *Is there anyone whom I fear, dislike, disown, criticize, hold resentment toward or disregard? What am I doing about it?*
20. *Do I grumble or complain constantly?*
21. *Is Christ real to me?*

Spend an hour with God? It's easier than you think. Break it up into 5 minute blocks and focus on the following during each 5 minute segment:



# PRAYER WHEEL

## 1. PRAISE

Start your prayer hour by praising the Lord. Praise Him for things that are on your mind right now. Praise Him for one special thing He has done in your life in the past week. Praise Him for His goodness to your family. (Psalm 34:1)

## 2. WAITING

Spend this time waiting on the Lord. Let Him pull together reflections for you. Think about the hour before you and the things you want the Lord to do in your life. (Psalm 27:14)

## 3. CONFESSION

Ask the Holy Spirit to show you anything in your life which might be displeasing to Him. Ask Him to point out attitudes that are wrong, as well as specific acts for which you have not yet made a prayer of confession. Now confess that to the Lord and claim 1 John 1:9 so that you might be cleansed for the remainder of the hour before you, and then pick up and read the Word. (Psalm 51:1-19)

## 4. READ THE WORD

Spend time reading promises of God in the Psalms, in the prophets, and passages on prayer located in the New Testament. Check your concordance. (Psalm 119:97)

## 5. PETITION

This is general request for others, praying through the prayer list, the prayer cards, or personal prayer interest on behalf of yourself and others. (Hebrews 4:16)

## 6. INTERCESSION

Specific prayer on the behalf of others. Pray specifically for those requests of which you are aware. (Romans 15:30-33)

## 7. PRAY THE WORD

Now take the Scriptures and start praying the Scriptures as certain sections of Psalm 119 lend themselves beautifully to prayer expression. (Psalm 119:38-46)

## 8. THANKSGIVING

Spend these minutes giving thanks to the Lord for things in your life, things on behalf of the church, things on behalf of your family. (Philippians 4:6)

## 9. SINGING

Take your hymnal and sing a prayer song, sing a praise song, sing a song regarding soul winning or witnessing. Let it be a time of praise. (Psalm 59:17)

## 10. MEDITATE

Ask the Lord to speak back to you and keep a paper and pen handy, ready to relate the impressions that He makes upon your life. (Psalm 63)

## 11. LISTEN

Spend time merging the things you have read from the Word, the things you have prayed, the things you have thanked the Lord for, the things that you have been singing, and see how the Lord brings them all together to speak to you. (1 Samuel 3:9-10)

## 12. END WITH PRAISE

Praise the Lord for the time you have had to spend with Him. Praise Him for the impressions that He has given you. Praise Him for the prayer requests He raised up in your mind. (Psalm 145:1-13)



**GETTING STARTED:**

1. **JOIN WITH OTHERS.** It is better to go with another person. Larger groups can split into pairs or small groups.
2. **SET ASIDE A SPECIFIC TIME AND DESIGNATE A SPECIFIC AREA.**
3. **LISTEN TO GOD.** We find as we prayerwalk that a key ingredient is hearing the voice of the Lord. After all, we are seeking to cooperate with God to pray His desires over an area. We know many of His desires from the Bible, and He will never contradict His Word. However, in prayerwalking we see three specific ways that God gives us insight into what He wants to do.
  - **Observation:** Seeing garbage on the streets may trigger you to pray against the garbage in people’s lives, for example.
  - **Research:** From research you might find there are specific pockets of crime, injustice, or occult practices which direct you to those places and give you a clear direction for prayer.
  - **Revelation:** You may get a nudge from the Holy Spirit to pray a certain direction or to pray a certain Scripture. You might even have a vision which reveals something to pray over.
4. **COORDINATE EFFORTS, REGATHER & REPORT** if you are with a larger group.

**ACTIVITIES COMMON TO PRAYERWALKING:**

**PRAISE**

Praise gives glory to Christ and exalts Him to His proper place as Lord of all. The Lord inhabits the praises of His people. God’s presence fills the area when we praise, and the demons flee. In Ps. 100, praise is like the entrance into His very presence.

**PRAYER**

In Rev. 8, there was silence in heaven for the coming up of the prayers of the saints. Eph. 6:18 suggests our main weapon against the enemy is to “pray without ceasing.” God can do anything He wants without our help. But He chooses to use the prayers

of Christians as the vessel for releasing His power and bringing about victory in the spiritual realm.

- Pray in the Spirit (Eph. 6:18).
- Pray with your eyes open.
- Pray together with others (Matt. 18:19-20, Lev. 26:8).
- Pray Scripture passages.
- True fasting has divine results (Is. 58).

**PROCLAMATION**

- God-given scriptures or issues spoken in God-appointed places
- Sharing the gospel
- Prayer Evangelism - involves visiting your neighbors to ask what you can pray for. Often through God answering prayer, a person's heart is opened to hear His truth. (See BLESS prayers on next page.)

**OTHER IMPORTANT ELEMENTS OF PRAYERWALKING:**

- Unity
- Decide on a leader
- Decide upon specific scriptures to pray in preparation for the prayerwalk
- Submission to the Lord
- Humility and obedience
- Persistence

**5 PRESSURE POINTS**

Places you might want to seek out in the area that you are prayerwalking:

1. Government centers where legislation is made
2. Commercial centers where decisions are made for who gets what goods
3. Educational centers, especially the president’s office and teachers
4. Communication centers, such as for media, TV, & radio
5. Spiritual centers, both Christian and non-Christian

# PRAYERWALKING

## BLESS PRAYERS

These prayers can be used to pray for people you meet and offer to pray for them:

- **BODY**
- **LABOR**
- **ECONOMICS**
- **SOCIAL**
- **SPIRITUAL**

## THEMES FOR PRAYERWALKING:

Attempt to keep every prayer pertinent to the specific community you pass through. Occasionally, however, you will find prayers naturally progress to the nation and to the world.

Use a theme passage of Scripture. For example, you might try 1 Timothy 2:1-10. Many have found it to be a useful launching point for prayerwalking. Verse 8 speaks of the important territorial dimension to prayer connected with God's desire that all people be saved. "I want the men in every place to pray"

Copy this and other passages in a format easy to read aloud several times during your walk. Each of the following prayer points emerges from this passage.

### • **CONCERNING CHRIST**

Proclaim Him afresh to be the one Mediator and the ransom for all. Name Him Lord of the neighborhood and of the lives you see.

### • **CONCERNING LEADERS**

Pray for people responsible in any position of authority – for teachers, police, administrators and parents.

### • **CONCERNING PEACE**

Cry out for the godliness and holiness of God's people to increase into substantial peace. Pray for new churches to be established.

### • **CONCERNING TRUTH**

Declare openly the bedrock reality that there is one God. Celebrate the faithful revelation of His truth to all peoples through ordinary people (1 Tim. 2:8). Pray that the eyes of minds would cease to be blinded by Satan so that they could come to a knowledge of the truth.

### • **CONCERNING THE GOSPEL**

Praise God for His heart's desire that all people be saved. Ask that heaven would designate this year as a "proper time" for the testimony of Christ to be given afresh with simple power (1 Tim. 2:6). Name specific people.

### • **CONCERNING THE BLESSING OF GOD**

Thanksgivings are to be made on behalf of all people. Give God the explicit thanks He deserves for the goodness He constantly bestows on the homes you pass by. Ask to see the city with His eyes, that you might sense what is good and pleasing in His sight as well as what things grieve Him deeply. Ask God to bring forth an enduring spiritual awakening.

### • **CONCERNING THE CHURCH**

Ask for healing in relationships, that there be no wrath or dissension among God's people. Ask that God would make His people, men and women alike, expressive in worship with the substance of radiant, relational holiness. Ask that our worship would be adorned with the confirming power of saints doing good in our communities.

*Heavenly Father, You made my body to serve You and my soul to follow hard after You.  
With sorrow and contrition of heart, I admit before You my faults and my failures.*

*My failure to be true even to my own accepted standards;  
My self-deception in the face of temptation;  
My choosing of the worse when I know the better;  
O Lord, forgive!*

*My silence when You would have me speak and my speech when You would have me keep silence;  
My actions when You would have me wait on You and my hesitation when You would have me act;  
My complacency toward wrongs that do not affect me and my oversensitivity to those that do;  
O Lord, forgive!*

*My lack of Your compassion in showing mercy for the downtrodden and the lost;  
My pride in considering my own comfort and convenience above the needs of others;  
My blindness to the suffering of others and my slowness to be taught by my own;  
O Lord, forgive!*

*My failure to apply to myself the standards of conduct I demand of others;  
My slowness to see the good in others and to see the evil in myself;  
My hardness of heart toward my neighbors' faults and my readiness to make allowance for my own;  
O Lord, forgive!*

*My unwillingness to recognize that You have called me to a small work and my brother to a great one;  
My ingratitude and grumbling when You place a great opportunity before me to display Your grace;  
My failure to recognize Your loving hand in all that touches me;  
O Lord, forgive!*



## WHAT IS A CHAT GROUP?

CHAT is an acronym for:

- CHECK YOUR PROGRESS
- HEAR THE WORD
- ACT ON IT
- TELL OTHERS

A CHAT group is made up of two or three people, all of the same gender, who meet weekly for 60-90 minutes for personal accountability for their spiritual growth and development. It is recommended the group not grow past three but rather multiply into two groups of two once the fourth participant has proven faithful to the process.

A CHAT group is a simple way to release the most essential elements of a vital spiritual walk to people who need Jesus to change their lives from the inside out. This tool empowers the ordinary Christian to accomplish the extraordinary work of reproducing spiritual disciples who can in turn reproduce others.

There is no curriculum, workbook or training involved. There is no leader needed in the group. A CHAT group is the simplest form of spiritual community and provides ongoing accountability to learn, obey, and pass on spiritual truth. It incorporates the values of living a balanced spiritual life which results in the development and reproduction of disciples.

There are only two suggested qualifications for starting or joining a CHAT group:

1. A desperate need for Jesus Christ (Luke 5:29-32).
2. Faithfulness in the process itself (2 Timothy 2:2).

## THOUGHTS ON ACCOUNTABILITY

CHAT groups involve the sharing of an extremely personal nature. It is imperative that you come to a clear agreement on the confidentiality of whatever is shared in the group. Discuss the limits of confidentiality, (e.g., how things will be handled if information is revealed which involves the safety of someone or illegal activities).

Consider using 2 Timothy 3:16 as an outline for application to your life:

*All Scripture is God-breathed and is useful for teaching, rebuking, correcting and training in righteousness, so that the man of God may be thoroughly equipped for every good work.*

- 2 Tim. 3:16-17 (NIV)

- **TEACHING**- what we should know
- **REBUKING**- what we should avoid or stop doing
- **CORRECTING**- what we should do differently
- **TRAINING IN RIGHTEOUSNESS**- what we should begin or continue doing

Remember that accountability to Scripture involves not only applying it to one's own life, but also blessing others by passing on to them what you are learning. Always consider if there is someone outside the CHAT you should be sharing spiritual truth with and make this part of the accountability process.

Be specific when developing an application plan. Think through when, how, and with whom you will put what you are learning into practice. Make sure to follow up with checking on progress in succeeding weeks.

## FORMAT OF A CHAT GROUP

### CHECK YOUR PROGRESS

**FELLOWSHIP:** We are motivated by sharing struggles in mutual accountability. Start the time together by going over the Accountability Questions with one another (45-60 minutes).

### HEAR THE WORD

**DISCIPLESHIP:** We grow spiritually as we read Scripture in context and in community. Continue the time by discussing what the Lord has impressed on you from your weekly Scripture reading. Your group should read 25-30 chapters per week (e.g. read the book of 1 Samuel or read the book of Ephesians 5 times.) Many people find it helpful to read aloud. If you prefer to listen to Scripture, you can download "The World English Bible" which is a public domain audio version, for free at: <http://www.audiotreasure.com/webindex.htm>. If someone doesn't finish the reading in a given week then the entire group takes the same assignment for the following week.

### ACT ON IT

**MINISTRY:** We serve as we apply the truths of Scripture to living in love towards others day by day. Live out what the Lord impressed on you in the reading to apply it to your life and pass the truths on to others (5-10 minutes).

### TELL OTHERS

**EVANGELISM:** We pray for those who need the Lord and reach out to them as we have opportunity. Close in a time of prayer. Pray for one another. Part of this time should be praying for the lost friends, family, and acquaintances for whom the group has been praying throughout the week (5-10 minutes).

**WORSHIP:** We acknowledge God in prayer and through our obedience. In your time of prayer, do not forget to praise and thank the Lord for who He is and what He is doing in and through you as a group and as individuals. Remember too, your obedience ("Act on it") to the Lord is in itself worship! (5 minutes)

## CHAT GROUPS

### ACCOUNTABILITY QUESTIONS

These questions are to be asked of one another in a weekly meeting of accountability (Proverbs 27:17). They are to stimulate conversations of character and confession of sin to God and one another in a safe environment which values honesty, vulnerability, confidentiality, and grace.

1. How have your insights from last week's reading shaped the way you think and live?
  2. Who did you pass your insights from last week on to and how was it received?
  3. How have you seen God at work?
  4. Have you been a testimony this week to the greatness of Jesus Christ with both your words and actions?
  5. Have you been exposed to sexually alluring material or allowed your mind to entertain inappropriate sexual thoughts?
  6. Have you acknowledged God's ownership in your use of money?
  7. Have you coveted anything?
  8. Have you hurt someone's reputation or feelings by your words?
  9. Have you been dishonest in word or action or exaggerated?
  10. Have you given in to an addictive (or lazy or undisciplined) behavior?
  11. Have you been a slave to clothing, friends, work, or possessions?
  12. Have you failed to forgive someone?
  13. What worries or anxieties are you facing? Have you complained or grumbled? Have you maintained a thankful heart?
  14. Have you been honoring, understanding and generous in your important relationships?
  15. What temptations in thought, word, or action have you faced and how did you respond?
  16. How have you taken opportunities to serve or bless others, especially believers?
  17. Have you seen specific answers to prayer?
  18. Did you complete the reading for the week?
1. Lord, I pray that You draw \_\_\_\_\_ to Yourself (John 6:44).
  2. I pray that \_\_\_\_\_ hear and believe the Word of God for what it really is (1 Thes 2:13).
  3. I pray that \_\_\_\_\_ seek to know You (Acts 17:27).
  4. I ask you, Lord, to prevent Satan from blinding \_\_\_\_\_ to the truth (2 Cor 4:4; 2 Tim 2:25-26)
  5. Holy Spirit, I ask You to convict \_\_\_\_\_ of his/her sin and need for Christ's redemption (John 16:7-14).
  6. I ask that You send someone who will share the gospel with \_\_\_\_\_ (Matt. 9:37-38).
  7. I also ask that You give me or \_\_\_\_\_ the opportunity, the courage and the right words to share with \_\_\_\_\_ (Col. 4:3-6).
  8. Lord, I pray that \_\_\_\_\_ turn from his/her sin and follow Christ (Acts 17:30-31; 1 Thess 1:9-10).
  9. Lord, I pray that \_\_\_\_\_ would put all of his/her trust in Christ (John 1:12; 5:24).
  10. Lord, I pray that \_\_\_\_\_ confess Christ as Lord, take root and grow in faith and bear fruit for Your glory (Rom. 10:9-10; Col. 2:6-7; Luke 8:15).
  11. Lord, I pray that You draw \_\_\_\_\_ to Yourself (John 6:44).
  12. I pray that \_\_\_\_\_ hear and believe the Word of God for what it really is (1 Thes. 2:13).
  13. I pray that \_\_\_\_\_ seek to know You (Acts 17:27).
  14. I ask you, Lord, to prevent Satan from blinding \_\_\_\_\_ to the truth (2 Cor. 4:4; 2 Tim 2:25-26)
  15. Holy Spirit, I ask You to convict \_\_\_\_\_ of his/her sin and need for Christ's redemption (John 16:7-14).
  16. I ask that You send someone who will share the gospel with \_\_\_\_\_ (Matt. 9:37-38).
  17. I also ask that You give me or \_\_\_\_\_ the opportunity, the courage and the right words to share with \_\_\_\_\_ (Col. 4:3-6).
  18. Lord, I pray that \_\_\_\_\_ turn from his/her sin and follow Christ (Acts 17:30-31; 1 Thes. 1:9-10).
  19. Lord, I pray that \_\_\_\_\_ would put all of his/her trust in Christ (John 1:12; 5:24).
  20. Lord, I pray that \_\_\_\_\_ confess Christ as Lord, take root and grow in faith and bear fruit for Your glory (Rom. 10:9-10; Col. 2:6-7; Luke 8:15).

### EVANGELISTIC PRAYER

Each person in the CHAT group is to list two or three individuals who need the Lord's salvation. Write down the names of all those identified in the group on each card so that all of you pray for each of the lost souls weekly. Keep this card in your Bible as a bookmark for your daily reading so that each time you open your Bible you are reminded to pray for these people.

*Brethren, my heart's desire and my prayer for them is for their salvation.*

- ROMANS 10:1

## CHAT ACCOUNTABILITY QUESTIONS FOR CHILDREN

These questions are to be asked of one another in a weekly meeting of accountability (Proverbs 27:17). They are to stimulate conversations of character and confession of sin to God and one another in a safe environment which values honesty, vulnerability, confidentiality, and grace.

1. How did what you learned from last week's reading shaped the way you think and live?
2. Who did you tell about what you learned last week and what did they say?
3. How have you seen God at work?
4. How have your actions and words shown others that you love Jesus?
5. How have you been respectful to your parents and the adults around you this week?
6. How have you loved and encouraged others even when you didn't feel like it?
7. How have you seen God answer your prayers this past week?
8. Have you hurt someone's reputation or feelings by your words?
9. Have you been dishonest in word or action or exaggerated?
10. In what ways have you been angry or frustrated when you didn't get something you wanted or didn't get your way?
11. Have you failed to forgive someone?
12. In what ways have you taken or wished for something that didn't belong to you?
13. In what ways have you been mean to others?
14. In what ways have you not done what you were supposed to do?
15. How have you taken opportunities to serve or bless others?
16. Have you finished your Bible reading? What did you learn?

# MODULE 1 RESOURCES

## WHEN & HOW TO USE MODULE 1 RESOURCES

1. Consider using one of the various **Confession** and **Repentance** tools once a month for a spiritual check-up.
2. **I Am Second Groups** can be used with non-Christians (Signs of John Track or Hope Track) or with fellow disciples (Strengthen Track) as a way to encourage their progress in their spiritual journey. Have one group that is your continuing primary spiritual community. It can meet on your “turf.” At all times try to also be modeling for or assisting someone else on a temporary basis to help initiate a new group. This should be done on their “turf.” People who are already followers of Christ but new to Second groups should be taken through the Start Track.
3. **The Relational Stewardship Worksheet** should be immediately used with people whom you lead to faith. It can also be used with fellow disciples as a tool to assist them in their growth. You should also use it yourself if your job or home changes to update your own implementation.
4. The tools on **Sharing Your Faith** should be immediately used with people whom you lead to faith. It can also be used with fellow disciples as a tool to assist them in their growth.
5. Consider using the tool **Spend an Hour with God** periodically. This can be shared with fellow disciples to increase their intimacy with God as well.
6. **Prayerwalking** should be used on an as-needed basis. Get in the habit of prayerwalking regularly yourself. Also consider prayerwalking with fellow believers as a way to help them take their next faith step. There are added benefits when prayerwalking with others. Remember to look for opportunities to pray for others and evangelize.
7. **CHAT Groups** should meet once a week. They are temporary but you should be in one all the time. Non-Christians can be in CHAT groups, although the evangelistic praying might be changed in that case. Consider this as a tool that can be used with anyone to help them take their next step in growing in their spiritual lives.



## COMMITMENTS FOR THE NEXT 3 MONTHS

Enter names or numbers from list of 100 people on your Relational Network Stewardship Worksheet.

1. I will share my story (testimony and God's story (the Gospel) with the following individuals:
  
2. I will invite the following people to begin a CHAT group with me:
  
3. I will challenge the following people to begin their own CHAT groups and equip them to do so:
  
4. I will invite the following people to begin an IAS group with me:
  
5. I will challenge the following people to begin their own IAS groups and equip them to do so:
  
6. I will invite the following people to participate in an IAS Hope or Discover group:
  
7. I will invite the following people to participate in prayer-walking with me:
  
8. I will equip the following people to share their story and God's story and make a list of 100 people in their relational network:
  
9. I will challenge the following people to use one of the spiritual check-up tools or the "Spend an Hour with God" tool on a periodic basis:
  
10. I will use one of the spiritual check-up tools once every \_\_\_\_\_.
11. I will use the "Spend an Hour with God tool once every \_\_\_\_\_.
12. I will prayer-walk once every \_\_\_\_\_.
13. I will encourage the following people to attend MetaCamp:
  
14. Other commitments:

## COMMITMENT RESPONSE

**LEADER:** “Be still and know that I am God; I will be exalted among the nations, I will be exalted in the earth.” (Ps. 46:10)

**GROUP:** “The heavens are yours, and yours also the earth; you founded the world and all that is in it.” (Ps. 89:11)

**LEADER:** “Sing to the Lord a new song; sing to the Lord, all the earth.  
Sing to the Lord, praise his name; proclaim his salvation day after day.  
Declare his glory among the nations, his marvelous deeds among all peoples.”

**GROUP:** “For great is the Lord and most worthy of praise; he is to be feared above all gods.  
For all the gods of the nations are idols but the Lord made the heavens.  
Splendor and majesty are before him; strength and glory are in his sanctuary.”

**LEADER:** “Ascribe to the Lord, O families of nations, ascribe to the Lord glory and strength.  
Ascribe to the Lord the glory due his name; bring an offering and come into his courts.  
Worship the Lord in the splendor of his holiness; tremble before him, all the earth.”

**GROUP:** “Say among the nations, ‘The Lord reigns.’  
The world is firmly established, it cannot be moved; he will judge the peoples with equity.  
Let the heavens rejoice, let the earth be glad; let the sea resound, and all  
that is in it; let the fields be jubilant, and everything in them.  
Then all the trees of the forest will sing for joy; they will sing before the Lord, for he comes, he  
comes to judge the earth.  
He will judge the world in righteousness and the peoples in his truth.” (Ps. 96)

**LEADER:** “May your ways be known on earth, your salvation among all nations.  
May the peoples praise you, O God; may all the peoples praise you.  
May the nations be glad and sing for joy.” (Ps. 67: 2-4)

**GROUP:** “Lord, I have heard of your fame; I stand in awe of your deeds, O Lord.  
Renew them in our day, in our time make them known.” (Hab. 3:2)

**LEADER:** “Then I heard the voice of the Lord saying, ‘Whom shall I send? And who will go for us?’

**GROUP:** “Here am I. Send me!”

**LEADER:** “The Lord himself goes before you and will be with you; he will never leave you nor forsake you.  
do not be afraid; do not be discouraged.” (Deut. 31:8)

“Ask of me and I will make the nations your inheritance, the ends of the earth your  
possession.” (Ps. 2:8)

**GROUP:** Lord, I ask you for the \_\_\_\_\_ people as my inheritance.

**LEADER:** “See, I have given you this land. Go in and take possession of the land that the Lord swore he would give . . .” (Deut. 1:8)

“All authority in heaven and on earth has been given to me. Therefore go and make disciples of all nations, baptizing them in the name of the Father and of the Son and of the Holy Spirit, and teaching them to obey everything I have commanded you. And surely I will be with you always, to the very end of the age.” (Matt. 28:19-20)

**GROUP:** “This one thing I do: Forgetting what is behind and straining toward what is ahead, I press on toward the goal to win the prize for which God has called me heavenward in Christ Jesus.” (Phil: 3:13)

“Now to him who is able to do immeasurably more than all we ask or imagine, according to his power that is at work within us, to him be glory in the church and in Christ Jesus throughout all generations, for ever and ever!” (Eph. 3: 20-21)

**ALL:** “After this I looked and there before me was a great multitude that no one could count, from every nation, tribe, people and language, standing before the throne and in front of the Lamb. They were wearing white robes and were holding palm branches in their hands. And they cried out in a loud voice:

‘Salvation belongs to our God, who sits on the throne, and to the Lamb.’” (Rev. 7:9)

“Amen! Praise and glory and wisdom and thanks and honor and power and strength be to our God for ever and ever. Amen!” (Rev. 7:12)

